



**Performing Arts
Division –
Technical Support
Unit**

**Hong Kong Cultural
Centre**

10 Salisbury Road
Tsim Sha Tsui,
KLN, HK, China

Phone
852-2734 2009
Fax
852-2739 0066

CONTACTS

Evelyn YIP

Senior Manager
(HKCC/Venue)
Direct Line
852- 2734 2821

Katharine NG

Manager
(HKCC/ House
Management)
Direct Line
852- 2734 2804

Wheel LO

Resident Technical
Manager(HKCC)
rtmhkcc@lcsd.gov.hk
Direct Line
852- 2734 2814
Fax Line
852- 2739 0066

GENERAL SET-UP

The Studio Theatre operates on a 'bare-walls' touring policy. That is, all equipment is normally set-up and struck within the booking period. Hirers are reminded to allow sufficient preparation time to hang theatre masking, rig all stage lighting and set up audio system. Check with our Technical Manager for any other equipment and technical enquiry.

Hong Kong Cultural Centre – Studio Theatre

FULL Technical Information

V. 2025.05.29

Page 1 of 9



The HKCC Studio Theatre is a flexible space with multiple seating configurations for a variety of productions. Capacity varies between 303 and 496. Primary use is for drama, but dance and music performances as well as recitals and seminars are also presented.

DIRECTIONS

MTR:

Tsuen Wan Line, Tsim Sha Tsui Station, Exit E

West Rail Line, East Tsim Sha Tsui Station, Exit L6

Ferry:

Tsim Sha Tsui Star Ferry

Bus:

Hong Kong Cultural Centre Bus Stop: 1, 1A, 2, 6, 7, 8A, 8P, 9

Tsim Sha Tsui Star Ferry Terminus: 1, 1A, 2, 5, 5A, 5C, 5P, 6, 7, 8, 8A, 8P, 9, 28, 234X, 234P

Nearby Public Car Parks:

Car Parks in Ocean Terminal, Harbour City, One Peking and The Sun Arcade and K11 MUSEA



LOADING

Cargo lift from ground floor:

Door dimension:

2.80 x 1.90m (W x H)

3.59m (Diagonal)

Lift Dimension:

3.20 x 2.20m (W x H)

1.83m (Depth)

STAGE ENTRANCE

Same entrance as audience,
from Venue Foyer 4th floor

PARKING

Permit required





AUDITORIUM



Max. Total Seating:

Arena Stage:	496 seats
Thrust Stage:	303 seats
Transverse Stage:	382 seats
End Stage:	321 seats

Room (no seats)

Room Space

Width:	13.30m
Depth:	19.50m
Area:	259.35m ²

Wall to Wall:

Width:	18.00m
Depth:	27.68m
Area:	499.62m ²

ARENA STAGE (seating on four sides of the stage)

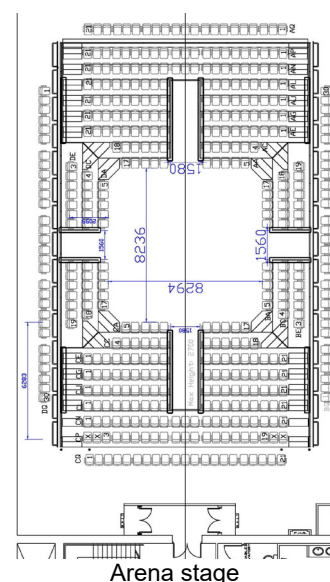
Width	8.24m
Depth	8.24m
Area	67.90m ²

Vomitory entries can be made available with a loss of 9 or 18 seats.
Provided with masking flats and entries flush to the on-stage edge of two gallery sides.

ARENA SEATING ARRANGEMENT

West Tier	150
(West Vomitory 18)	
North Tier	45
(North Vomitory 9)	
East Tier	154
(East Vomitory 18)	
South Tier	45
(South Vomitory 9)	
Balcony West	21
Balcony North	30
Balcony East	21
Balcony South area	30

Total 496



THRUST STAGE (seating on three sides of the stage)

Stage width overall (wall to wall)	18.00m
Width between galleries	13.40m
Width between seats	8.24m
Overall stage depth	14.90m
Thrust depth	5.35m
Stage depth	9.55m
Area	150.29m ²

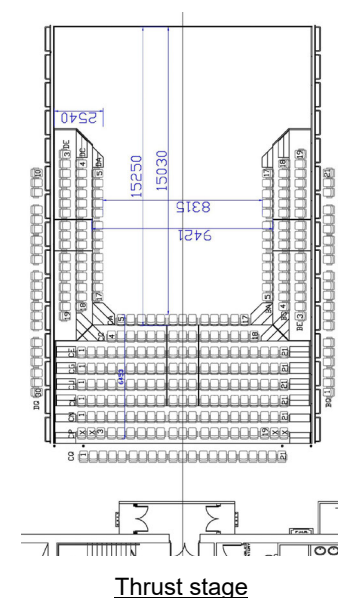
Vomitory entries can be made available with the loss of 9 or 18 seats.

Provided with masking flats and entries flush to the on-stage edge of three gallery sides.

Additional legs, borders and cyclorama cloth, as required, would be set and struck within the booking period.

THRUST SEATING

West Tier	150
(West Vomitory 18)	
North Tier	45
(North Vomitory 9)	
South Tier	45





(South Vomitory 9)

Balcony West	21
Balcony North	21
Balcony South	21

Total 303

TRANSVERSE STAGE (seating on opposite side of the stage area)

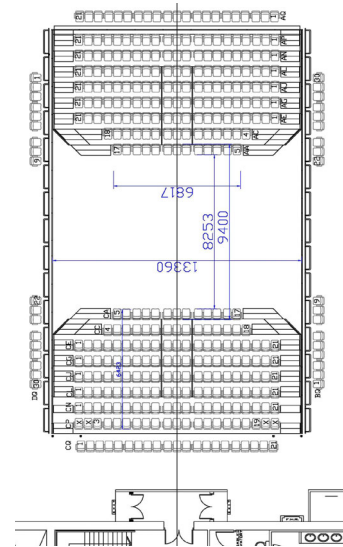
Stage width	13.40m
Depth between seating	8.13m
Area	108.90m ²
Provided with masking flats and entries flush to the on-stage edge of two gallery sides.	

TRANSVERSE SEATING ARRANGEMENT

West Tier	150
(West Vomitory 18)	
East Tier	154
(East Vomitory 18)	
Balcony West	21
Balcony East	21
Balcony North	18
Balcony South	18

Total 382

NB : 12 seats on both the North and South Gallery are not facing the performance area. Not suggest to sale those seats.



Transverse stage

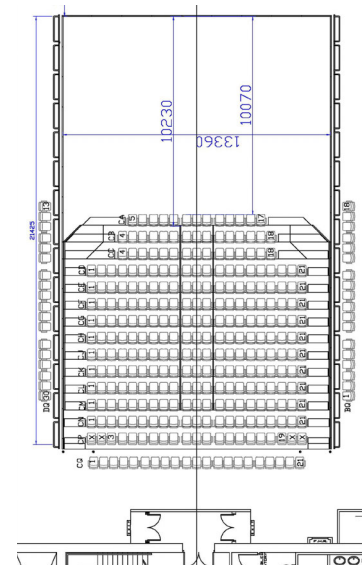
END STAGE (seating on one side of the stage)

Stage width overall (Wall to Wall)	18.00m
Width between galleries	13.40m
Stage depth	9.88m
Area	132.39m ²
Provided with masking flats and entry points flush to the on-stage edge of gallery. Additional legs, borders and cyclorama, as required, would be set and struck within the booking period.	

END SEATING

Main Tier	270
Balcony West	21
Balcony North	15
Balcony South	15

Total 321



End stage

Please note that any unused seating units, masking flats and other stage facilities are stored in designated areas behind the masking flats. Any units moved for a specific production reason must be replaced within the booking period.

STAGE HEIGHT

Underside of lighting bridges	8.20m
Underside of grid	9.20m
Underside of stage right gallery	3.40m
Underside of stage left gallery, up stage	3.20m
Underside of stage left gallery, down stage	3.40m
Clearance under stage right gallery	3.00m
Clearance under stage left gallery	2.00m

STAGE FLOOR

Flat black surface hardboard	450kg/m ² SWL
------------------------------	--------------------------



Black masking flat
Grave trap 3.00m x 1.00m (W x L)(For End Stage, grave trap cannot be used)

SIDE STAGE

Not available

REAR STAGE

Not available

STORAGE SPACE

Very Limited area next to cargo lift

CROSSOVER

Passage behind stage and/or seating

RIGGING

Bar Diameter	49mm
Spotted hemp sets as required for scenery	8
Chain Hoists (set up & dismantled within hirer's booking period) –	6 (pick up, set up, dismantle and return to storage area by hirer)
Fixed speed electric	
Capacity	250kg SWL
Grid Floor Capacity	250kg/m ² SWL

Chain hoists are not available for flying cues in performance

Extra lighting bars must be hung from chain hoists

Check with Technical Manager for details and requirements

STAGE EQUIPMENT

Masking Black cyclorama cloth with U-shaped track and back projection screen
Black soft masking – legs, borders
Braces and weights

Lifting Equipment Cougar lift, ladder
Chair 50 Musician chairs, 3 high stools and 30 music stands


Instrument YUS 5, Upright 1 Yamaha
Piano

DRESSING ROOM

Level 4 Ladies 12 spaces
Level 5 Gentlemen 12 spaces
Both rooms with attached toilets, shower and washbasins.
1 washing machine and 1 dryer at level 4 dressing room.

RUNNING WARDROBE

Irons & boards and steamers can be loaned from Resident Stage Management



Contact Technical Manager for any additional equipment enquiries.

LIGHTING

Dimmer ETC Sensor 3 Digital Dimmer 2.5kW 152
ETC Sensor 3 Digital ThruPower Dimmer 3kW 88
Dimmer room located next to the control room

Control Board ETC Gio Control Console in control room at technical gallery

Portable Lighting grandMA3 light (Compatible with Mode 2 and Mode 3)



Console

Houselight Dimmer controlled from the control room

Circuit 240 x 2.5kW to 15A 3-pin ample s/o,
Socket outlets to UK standard respectively on the production lighting boxes, distributed around the stage and lighting bridges.

Additional Power **Upstage:** 2 sets of 200Amp-3phase (include 1 set of 32Amp-3phase socket outlet)
Connection must be conducted by a local registered electrical worker.
Hirer shall supply adequate circuit protective devices for all bring in electrical installation.
13A wall-mounted socket outlets at UK standard are provided on the stage.

LED Automated Lighting	615W	ETC	Lonestar	12
-------------------------------	------	-----	----------	----

LED Automated Lighting requires time for rigging and address setting. It will be provided only for productions with 6 sessions or more. Hires shall supply their programmer for the equipment's operation.

Profile	750W	ETC	Source Four 15/30	30
	305W	ETC	Source Four LED Series 3	16
			Lustr 15/30	
	750W	ETC	Source Four 15/30	12 Side light towers
	750W	ETC	Source Four 25/50	18 Side light towers
	750W	ETC	Source Four 25/50	20

Fresnel	750W	ETC	Source 4 (PAR Nel)	20
	2kW	Selecon	Arena	12
	1kW	Selecon	Rama	12
	1kW	Strand	Harmony F	20

Beamlight	1kW	Kupo/Thomas	PAR64 CP/61	10
		Kupo/Thomas	PAR64 CP/62	10
	RGBL 200W	Altman	AIP 200 LED PAR 6.5/50	20

Cyclorama	RGBA 200W	Altman	LED Cyclorama Wash	4 Top (with yoke)
------------------	-----------	--------	--------------------	-------------------

Groundrow	RGBA 200W	Altman	LED Cyclorama Wash	4 Bottom (without yoke)
------------------	-----------	--------	--------------------	-------------------------

Follow Spot In this venue it is best to use one of the above luminaries to avoid a big difference in light quality between follow spots and the lighting rig. However, 2 x USHIO SAI 500 LED Followspot are available.

Stand As required from pool stock

Other	Side lighting towers	6 pre-rigged
Tower equipment setup:	5(top)	Source 4 15/30
	4	Source 4 25/50
	3	Source 4 25/50
	2	Source 4 25/50
	1 (bottom)	Source 4 15/30
		2000mm*
		1550mm*
		1130mm*
		700mm*
		200mm*

*** = Height the equipment from the centre of lens to the floor**

Music stand light	20
-------------------	----



Supply of above equipment subject to availability on receipt of a lighting plan.

Equipment availability does vary slightly according to equipment conditions and maintenance. Check with Technical Manager for any updates.

Hirer will be provided with basic lighting only, from available hung equipment, if technical preparation time is less than 2 hours in the booking.

All brought-in “Electrical and Stage Lighting Equipment” to be used in LCSD PA venues, shall meet the requirements of “Code of Practice for Electricity (Wiring) Regulations”. Please contact the venue management for any electrical safety concern. Website reference:

https://www.emsd.gov.hk/en/electricity_safety/index.html

SOUND

Sound System	Main Speaker d&b Vi10P (Fix installed)	11
	Surround Speaker d&b Yi10P (Fix installed)	22
	Subwoofer d&b V-GSUB (Mobile)	4
	Front Fill Speaker d&b 44S (Mobile)	8
	Signal processor d&b DS 100	1
	(for d & b soundscape system design)	
Main Control Console	DIGICO SD10	1
	Mono inputs	28
	Bus output	12
Second Control Console	Soundcraft Vi2000 Digital Console	1
	Mono inputs	28
	Bus output	12
	Soundcraft Compact Stagebox	1
	with 32 inputs and 16 outputs	
Stage Monitoring	d&b M6	4
	d&b E8	8
Microphone tie line	Tie line boxes at stage left, stage right, stage front, and rear auditorium, each had 16 tie lines DIGICO SD-Mini Rack with 24 analog inputs	
Microphone	Shure Beta 57A	6
	Shure Beta 58A	6
	Shure SM57	2
	Shure SM58	1
	Neumann KM184	4
	Neumann KM185	4
	Neumann KMR 82i	2
	DPA 2011C	4
Wireless Microphone	Sennheiser UHF wireless	6
	(Incur extra charges)	
	Including: Handheld: SKM 6000 with MMD935 capsule	6
	Bodypack: SK 6212 with MKE2 capsule	6
	(Maximum 6 wireless mics can be used with a minimum booking of 2 sessions)	
Real Time Tracking of Audio Effect	Timax TrackerD4 Sensor	6
	Timax TrackerD4 Tag	12
CD / Solid State Player and Recorder	Tascam SS-CDR250N	4
	Tascam SS-R250N	2
DVD Recorder	JVC SR-HD2700E	3



Multimedia Projector & Lens	Panasonic PT-RQ25K (incur extra charge)	2
	Lens ET-D75LE10 – 1.3-1.7x	2
	Lens ET-D75LE20 – 1.7-2.4x	2
Live Streaming System	Monarch EDGE 4K Multi HD remote production encoder and decoder	1
	Panasonic AW-UE150K 4K integrated PTZ camera (Incur extra charges)	6
	BlackMagic ATEM 4 M/E Broadcast Studio 4K	2
	BlackMagic ATEM 1 M/E Advanced Panel	2
	BlackMagic 4K 12G Hyperdeck Disk Recorder (for SSD recording)	7

COMMUNICATION

Stage manager control panel at upstage.

Single channel wired intercom beltpack 8 sets

Dual channels wired intercom beltpack 1 Set

Single channel wireless intercom beltpack 2 sets

Close Circuit TV System :

LG22 MT57D 22inches LCD monitor 5 sets

Prior to booking date, please confirm with Technical Manager for the availability of the equipment.

All required equipment will be set-up during the booking sessions; please allow adequate time for equipment set-up before performance or rehearsal

2D and 3D CAD drawings are available upon request, please contact the Technical Manager for the files.



POOLED LIGHTING EQUIPMENT LIST
for Productions with a Lighting Designer

Profile	750W	ETC	Source 4 15/30	12		
	750W	ETC	Source 4 25/50	26		
	750W	ETC	Source 4 10°	10		
Beamlight	500W	Strand	Beamlight 500	4		
	1kW	Strand	Beamlight 1000	4		
UV Light	400W	Wildfire	UV-A : WF-401F	4		
Fog Generator		Martin	JEM ZR44 HI-MASS	6	(with fan)	
Haze Generator			Unique 2.1	6		
Others			Strobe units	4		
Iris & Gobo Holder		<u>Iris</u>	<u>Holder</u>	<u>Holder</u>	<u>Gobo</u>	<u>Image</u>
Spotlight Applicable		<u>Qty.</u>	<u>Qty.</u>	<u>Type</u>	<u>Size</u>	<u>Size</u>
Robert Juliat 2kW		10	42 (GT)	A	100mm	68-75mm
			22 (CH)	A	100mm	68-75mm
Source Four		90	110	A	100mm	68-75mm
			40	B	86 mm	64.5 mm

Equipment on this list allocated on a **first come first served** basis on presentation of a complete lighting plan.

Pool equipment cannot be reserved for any pending design.

Prior to booking date, please confirm with Technical Manager for the availability of the equipment.
All required equipment will be set-up during the booking sessions; please allow adequate time for equipment set-up before performance or rehearsal



POOLED SOUND EQUIPMENT LIST

for Productions with a Sound Designer

Microphone	AKG	C414	6
	Crown	PCC160	10
	DPA	4099	20
	DPA	4006A	2
	DPA	d:facto 4018V	4
	DPA	BLM 4060	2
	Neumann	U87A	2
	Schoeps	MK41g + CMC 5U pre amp.	2
	Sennheiser	MD421-II	6
	Shure	Beta 91	2
	Shure	Beta 87C	2
	Shure	Beta 52A	2
	Sennheiser	E835-S	8
	Austrian	OC818	4
	Audio		
	Rupert Neve	RNDI-S	8
CD player	Denon	DN-C635	4
CD / Solid State player and recorder	Tascam	SS-CDR200C	2
	Tascam	SS-CDR250N	2
Processor	Lexicon	PCM 92 Effect Processor	1
	Yamaha	SPX 2000 Effect Processor	1
Audio Description System	Okayo		30
Multimedia Projector & Lens	Panasonic	PT-RQ25K (incur extra charge)	2
		Lens ET-D75LE10 – 1.3-1.7x	2
		Lens ET-D75LE20 – 1.7-2.4x	2
		Lens ET-D3LEW50 – 0.7:1	2

Equipment on this list allocated on a first come first served basis on presentation of a complete production audio design.

Pool equipment cannot be reserved for any pending design.

Prior to booking date, please confirm with Technical Manager for the availability of the equipment.
All required equipment will be set-up during the booking sessions; please allow adequate time for equipment set-up before performance or rehearsal