



LCSD PERFORMING ARTS VENUES

PRACTISE – USE OF REAL FLAME ON STAGES WITH A SAFETY CURTAIN

Issue. 2

These notes are provided as a guide to the LCSD performing arts venue Terms and Conditions of Hire which state:-

"The Hirer shall not permit smoking or the use of naked flame in any part of the auditorium, stage flies or wings of the performing venue save and except where the same is, in the Manager's opinion, necessary for the function and the Hirer has obtained the prior permission of the Manager."

- SMOKING**
NOT PERMITTED AT ANY TIME ON THE STAGE, WITHIN THE FLYTOWER, WINGS OR ANY OTHER VENUE AREA.

All LCSD Performing Arts venues must comply with the Smoking (Public Health) Ordinance (Cap.371) as from 1 January 2007

Exception

As an integral part of the performance (including final rehearsal) subject to valid exemption from Section 3(2) of the Ordinance approved in advance by the Manager in writing.

Conditions

- 1.1 Suitable receptacles filled with damp sand are to be provided for matches and cigarette stubs as agreed by the Manager.
- 1.2 No rough action is to take place while matches, lighter or cigarettes are alight.
- 1.3 Any scenery or drapes in close proximity (1.00m or less) to the matches, lighter or lit cigarettes are suitably treated so as to be flameproof.
- 1.4 Such other conditions as the Manager may require.

- CANDLES**

When needed as an integral part of the performance, advance application and approval must be sought from the Manager in writing.

Conditions

- 2.1 All candles must be fitted into a suitable holder with a heavy base, such that if the candle is placed down on a flat surface it cannot be easily

knocked over. Candles held in the bare hands are not permitted; a suitable hand holder must be provided to catch wax spill and allow the candle to be set down on a flat surface.

- 2.2 All candles must be double wired to the receptacle. The base of the candle should be drilled through at least twice, just above the receptacle, with holes at 90° to each other, allowing wires to be passed twice through the candle and secured to the holder.
- 2.3 Candles in hand-held or hanging candelabra must be provided with a drip ring to prevent wax dropping onto the hand or the stage floor.
- 2.4 No rough action is to take place in close proximity to the lit candles.
- 2.5 Any scenery or drapes in close proximity (1.00m or less) to the lit candles are suitably treated so as to be flameproof.
- 2.6 Responsible staff is to be positioned with fire extinguishers during the whole time the candles are lit.
- 2.7 Candles are to be lit and extinguished over a suitable surface or receptacle, preferably covered or filled with damp sand.
- 2.8 Such other conditions as the Manager may require.

3. REAL FLAME TORCH


When needed as an integral part of the performance, advance application and approval must be sought from the Manager in writing. Flammable liquids (e.g. aviation spirit, kerosene, paraffin, petrol, etc.) are not permitted fuel

Conditions

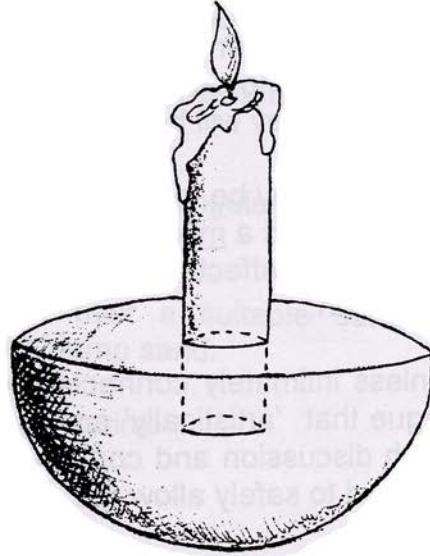
- 3.1 All torches must be fitted with a safety release lever controlling gas flow, so arranged that if released or dropped gas flow and flames are extinguished immediately.
- 3.2 No rough action is to take place in close proximity to the lit torch.
- 3.3 Any scenery or drapes in close proximity (1.00m or less) to the torch are suitably treated so as to be flameproof.
- 3.4 Responsible staff are to be positioned with fire extinguishers during the whole time the torches are lit.
- 3.5 Such other conditions as the Manager may require.

1st Issue:	December 1996
LCSD Issue:	January 2000
Revised:	July 2004
	December 2006

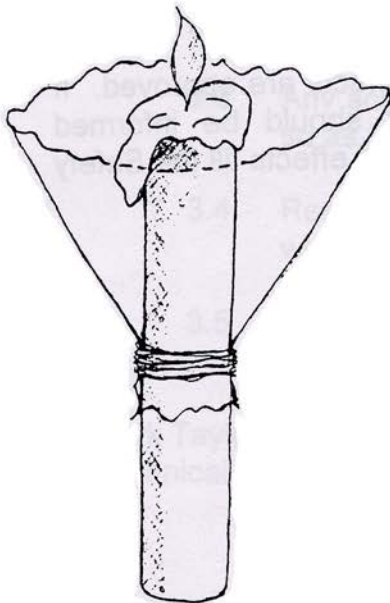
Illustrations of Candle Holders



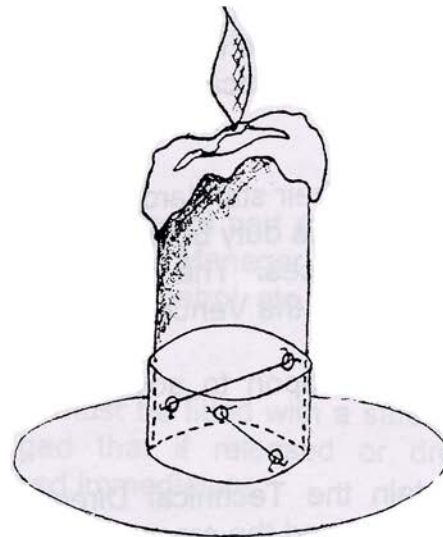
a. Pin & Cup



b. Ball & Cup



c. Handheld



d. Wire Clip