

Staging a Green Hong Kong Flower Show 2019: Recycling Strategies and Waste Reduction Guidelines for Green Ambassadors

1 Objectives

- To stage a green Hong Kong Flower Show and enhance environmental performance by stepping up recycling of resources and reduction of waste disposal, and avoiding the use of disposable plastic products;
- To manage exhibition materials effectively and thoroughly through various strategies and measures, and assist the Organiser in environmental management and planning, as well as auditing of waste and recyclables; and
- To incorporate environmental considerations into every part of the Show, and make sure that green ambassadors have the proper knowledge, passion and proactivity to promote eco-friendliness and raise public awareness of environmental protection by setting a good example themselves.

2 Strategies

- The waste recovery programme helps the Organiser to understand the quantities of waste and recyclables generated by the Show and to make early arrangements for recyclables. Although the Organiser has engaged cleansing/recycling contractors to help, assistance of green ambassadors is also needed to check records on the use of materials;
- Conduct proper checks on records of materials used and keep proper records of materials collected at the recycling facilities. Monitor the use of materials and waste generation before, during and after the Show. Avoid the unnecessary use of materials and reuse materials as far as possible;
- Promote the right green message and assist stakeholders in making good use of recycling facilities, including provision of assistance at Recyclables Collection Points, Temporary Waste Collection Points, Wilted Flowers Collection Point, Wood Collection Point, recycling bins, etc. for handling of recyclables; and
- The Environmental Management Team for the Show will maintain communication with stakeholders of different activities on the waste management system, its objectives and the duties of respective parties throughout the various stages of the Show. The team will also respond to enquiries and provide support (tel. no.: 2601

3 Role and Responsibilities

Organiser (Leisure and Cultural Services Department)

1. To set waste reduction targets
2. To supervise stakeholders on reduction of plastic use, waste disposal, and recycling and reuse of resources
3. To avoid the use of disposable plastic products
4. To digitise prospectuses and application forms for competitions
5. To provide reusable materials and recycling facilities for exhibitors
6. To communicate with different stakeholders

Environmental Management Team for the Show

1. To assess the efficacy of the programme through waste audit
2. To establish a waste management system
3. To monitor the use of materials, respond to enquiries and provide support

Exhibitors

1. To reduce waste disposal; and to recycle and reuse materials
2. To submit record on the use of materials
3. To make proper use of recycling facilities
4. To avoid the use of disposable plastic products

Commercial Stalls

1. To observe the “Green Event Charter”
2. To make proper use of recycling facilities
3. To avoid the use of disposable plastic tableware and foam plastics
4. To assist in food waste recycling

Cleansing/Recycling Contractors

1. To collect waste and recyclables
2. To submit records on the collection of materials

Flower Show Green Ambassadors

1. To answer enquiries on the proper use of recycling facilities and assist in sorting materials
2. To assist in lending and returning of reusable tableware
3. To assist in recording data for the waste audit
4. To spread the green message

4. Waste Reduction

During the Show

- Encourage and educate exhibitors and the public to sort recyclables properly and avoid the use of disposable plastic products.
- Supervise and assist exhibitors in sorting all waste intended for disposal at the recycling facilities.
- Assist in “lending tableware”:
 - ✓ Remind the public to avoid the use of disposable tableware.
 - ✓ Show the public the locations of tableware lending/returning stations.
 - ✓ Remind the public to return the tableware borrowed before leaving.










After the Show

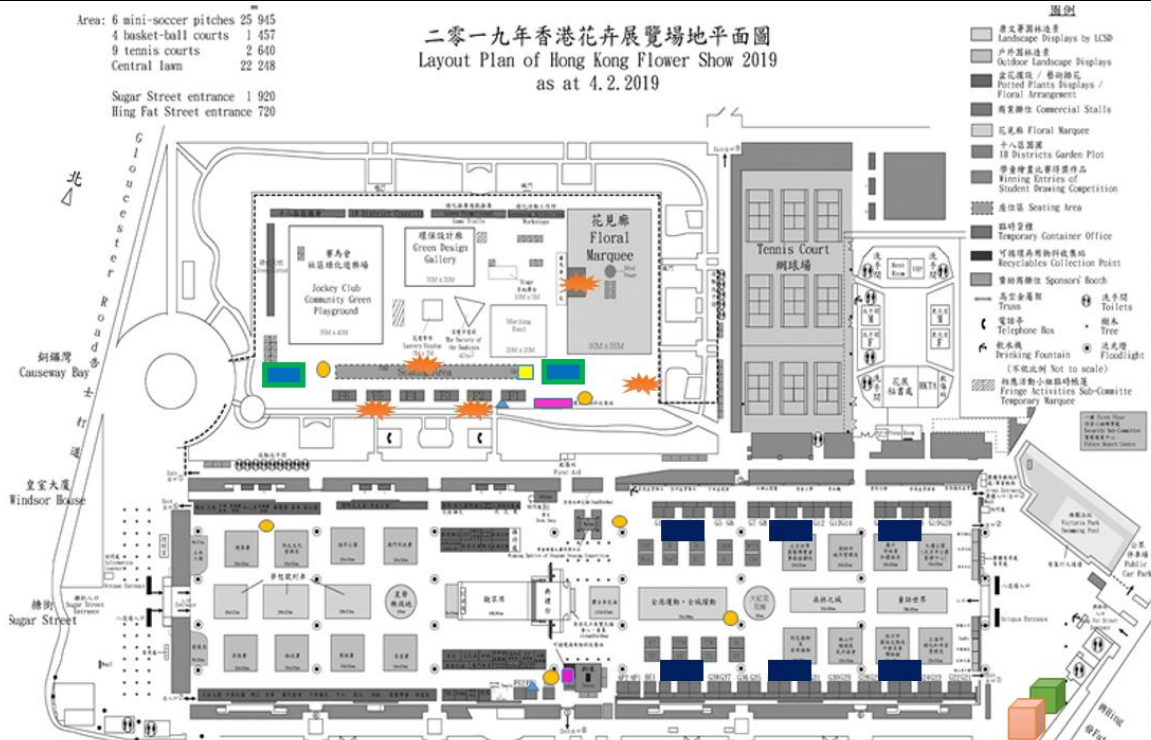
- Supervise and assist exhibitors in clearing the display area in the showground. Recycle reusable materials as far as possible.
- Supervise and assist exhibitors in sorting all waste and deliver it to the recycling facilities.
- Assist in giving away flowers and record the number of flowers given away.

Recyclables and Points to Note (see Appendix I)






5 Recycling facilities

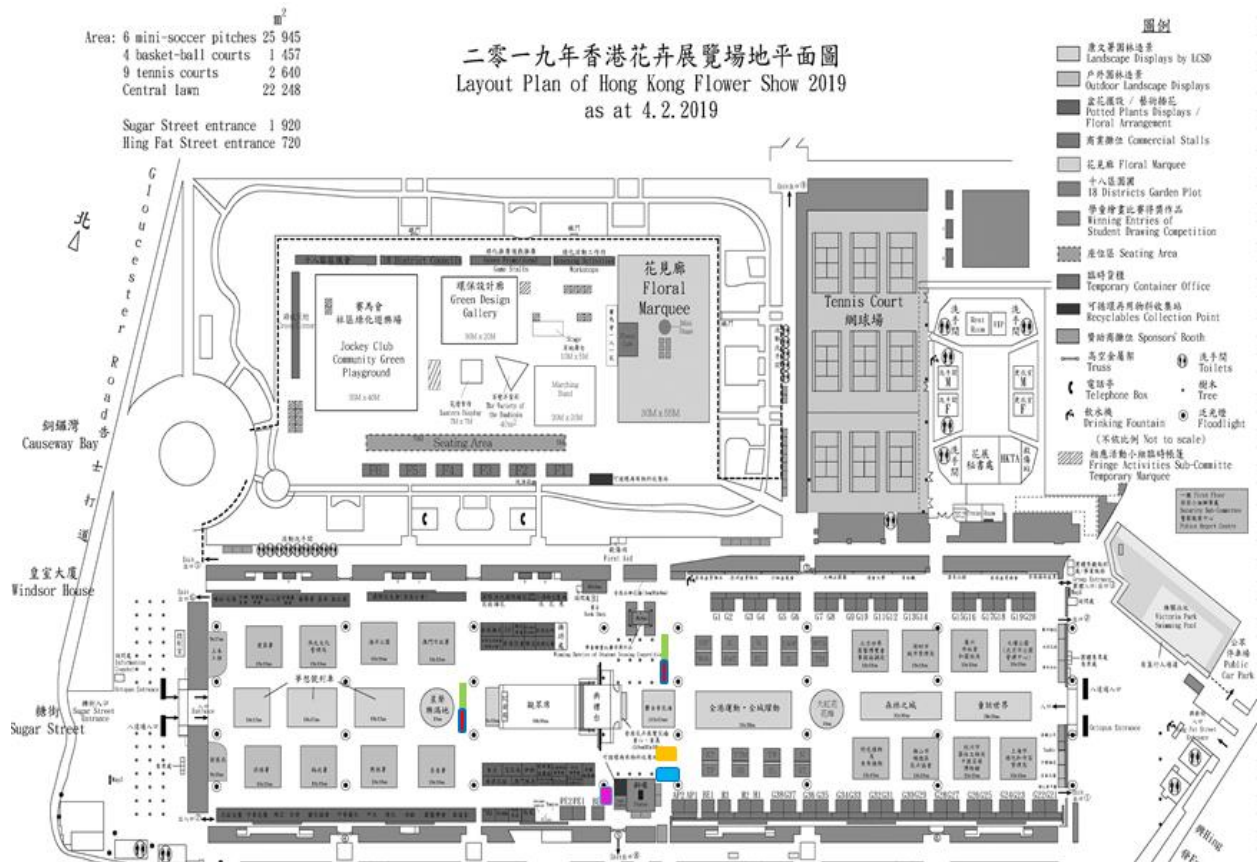
During the Show (arrangements during opening hours)[S.O.:Please confirm]

Recycling facilities	Opening hours	Types of collected items
Recyclables Collection Point 	15-24/3/2019 09:00-21:00	Cardboard, other paper, soil, branches, wilted flowers, plastic flower pots, wooden pallets, glass bottles
Recycling Bin and Rubbish Bin 		Waste paper, metals, plastics, liquid and general waste
Food Waste Collection Bin 		Food waste
Recyclables Separation Area 		Cardboard, other paper, soil, branches, wilted flowers, plastic flower pots, wooden pallets
Waste Collection Point 		General waste
Reusable Tableware Borrowing / Returning Station 	15-24/3/2019 11:00-20:00	Tableware
Reusable Tableware Returning Station 		Tableware



After the Show

Recycling facilities	Opening hours	Types of collected items
Recyclables Collection Point 	25-28/3/2019 09:00-18:00	Cardboard, other paper, soil, branches, wilted flowers, plastic flower pots, wooden pallets, glass bottles
Wilted Flowers Collection Point 		Wilted flowers (without soil clinging thereto)
Wood Collection Point 	29/3/2019 09:00-13:00	Thick branches, wooden pallets, wooden boards
Temporary Recyclables Collection Point 	25-29/2019 09:00-22:00	Cardboard, other paper, soil, branches, wilted flowers, plastic flower pots, wooden pallets
Waste Collection Point 		General waste







6 Further information









- To view “Staging a Green Hong Kong Flower Show 2019: Recycling Strategies and Waste Reduction Guidelines for Green Ambassadors” and relevant attachments, please visit <https://goo.gl/fZc23K> or scan the QR code.












- For more information on waste reduction and recycling, please visit “A Waste Reduction Guidebook for Large Scale Event Organisers” in the Environmental Protection Department's Hong Kong Waste Reduction Website: https://www.wastereduction.gov.hk/sites/default/files/GreenEvent_Guidebook_Eng_201801.pdf

7 Appendix I Recyclables and Points to Note

Recyclables	Non-recyclable Materials	Key points for recovery
Carton boxes	<ol style="list-style-type: none"> 1. Waxed paper, carbon paper, thermal paper, damp proof asphalt impregnated paper, sticky label paper 2. Labels and adhesive tapes on paper 3. Laminated paper 	<ol style="list-style-type: none"> 1. Remove adhesive tapes, staples, clips, etc. 2. Do not wet or soil waste paper 3. Keep waste paper clean and dry
		
Poster, leaflets, newspapers, magazines		
Office paper		
Foam containers/ wrap (PS)	<p>Non-woven clothes</p> 	<ol style="list-style-type: none"> 1. Reuse packaging materials as far as possible or choose alternative reusable packaging materials 2. Keep packaging materials clean and dry
Box packaging films / Bubble wrap (PE)		

Recyclables	Non-recyclable Materials	Key points for recovery
		
Plastic bottles / cups		
Metals		<p>Drink up or discard the liquid inside plastic bottles / cups before recycling them</p>
Glass		
Food waste		<p>Wrappers, oversized bones, clam shells and oyster shells</p> <p>Please refer to “Code of Practice on Separating, Collecting and Transporting Food Waste to Organic Resources Recovery Centre Phase 1”</p> 
Wood pallets and other unpainted wood		<p>Painted wood</p> <ol style="list-style-type: none"> Reuse the wood as far as possible The size of wood for direct

Recyclables		Non-recyclable Materials	Key points for recovery
Unpainted wooden boards/ flooring			recovery should not exceed: 5cm×5cm×100cm
Thick branches			Thick branches will be delivered to recyclers by the Organiser for crushing into appropriate sizes
Wilted flowers		Hard flower stalks, stems of woody plants, and turf with clinging soil 	<ol style="list-style-type: none"> 1. Collect flowers, leaves, grass and soft flower stalks only 2. Put soil, flowering branches and flower pots into their respective recycling bins 3. Roots with clinging soil cannot be recycled 4. Black nursery bags should be disposed of in litter bins
Plastic flower pots		Black nursery bags 	
Plastic planting trays			
Soil		Soil mixed with plant roots	

Recyclables		Non-recyclable Materials	Key points for recovery
Living flowers			To be transplanted or given away