

Staging a Green Hong Kong Flower Show 2019: Recycling Strategies and Waste Reduction Guidelines for Commercial Stalls

1 Objectives

- To stage a green Hong Kong Flower Show and enhance environmental performance by observing the “Green Event Charter”, stepping up recycling of resources and reduction of waste disposal, and avoiding the use of disposable plastic products;
- To manage materials effectively and thoroughly through various strategies and measures, and assist the Organiser in environmental management and planning, as well as auditing of waste and recyclables; and
- To incorporate environmental considerations into every part of the Show, and make sure that staff have the proper knowledge, passion and proactivity to promote eco-friendliness and raise public awareness of environmental protection by setting a good example themselves.

2 Strategies

- The waste recovery programme helps the Organiser to understand the quantities of waste and recyclables generated by the Show and to make early arrangements for recyclables. Although the Organiser has engaged cleansing/recycling contractors to help, support and cooperation of commercial organisations are also needed to provide records on the use of materials;
- Keep proper records of materials used. Monitor the use of materials and waste generation before, during and after the Show. Avoid the unnecessary use of materials and reuse materials as far as possible;
- Make good use of recycling facilities including Recyclables Collection Points, Temporary Waste Collection Points, Wilted Flowers Collection Point, Wood Collection Point and recycling bins for effective handling of recyclables; and
- The Environmental Management Team for the Show will maintain communication with stakeholders of different activities on the waste management system, its objectives and the duties of respective parties throughout the various stages of the Show. The team will also respond to enquiries and provide support (tel. no.: 2601 8987).

3 Role and Responsibilities

Organiser (Leisure and Cultural Services Department)

1. To set waste reduction targets
2. To supervise stakeholders on reduction of plastic use, waste disposal, and recycling and reuse of resources
3. To avoid the use of disposable plastic products
4. To digitise prospectuses and application forms for competitions
5. To provide reusable materials and recycling facilities for exhibitors
6. To communicate with different stakeholders

Environmental Management Team for the Show

1. To assess the efficacy of the programme through waste audit
2. To establish a waste management system
3. To monitor the use of materials, respond to enquiries and provide support

Exhibitors

1. To reduce waste disposal; and to recycle and reuse materials
2. To submit record on the use of materials
3. To make proper use of recycling facilities
4. To avoid the use of disposable plastic products

Commercial Stalls

1. To observe the “Green Event Charter”
2. To make proper use of recycling facilities
3. To avoid the use of disposable plastic tableware and foam plastics
4. To assist in food waste recycling

Cleansing/Recycling Contractors

1. To collect waste and recyclables
2. To submit records on the collection of materials

Flower Show Green Ambassadors

1. To answer enquiries on the proper use of recycling facilities and assist in sorting materials
2. To assist in lending and returning of reusable tableware
3. To assist in recording data for the waste audit
4. To spread the green message

4. Waste Reduction

Before the Show

Points to note on waste reduction	Green tips
<ul style="list-style-type: none"> Plan for the materials required and submit a List of Required Materials and Recycling/Reuse Strategy (see Appendix I) to the Organiser in a timely manner, so that early arrangements can be made for recyclables. Use reusable materials for the exhibits as far as possible. Distribute fewer publicity leaflets and minimise packaging. Encourage staff to sort recyclables properly and deliver them to the recycling facilities. Sort all waste intended for disposal and deliver it to the recycling facilities. 	<ul style="list-style-type: none"> If you are not sure whether the materials can be recycled, ask the recycling contractors managing the Temporary Recyclables Collection Points (located next to the Waste Collection Points) for help before disposal.

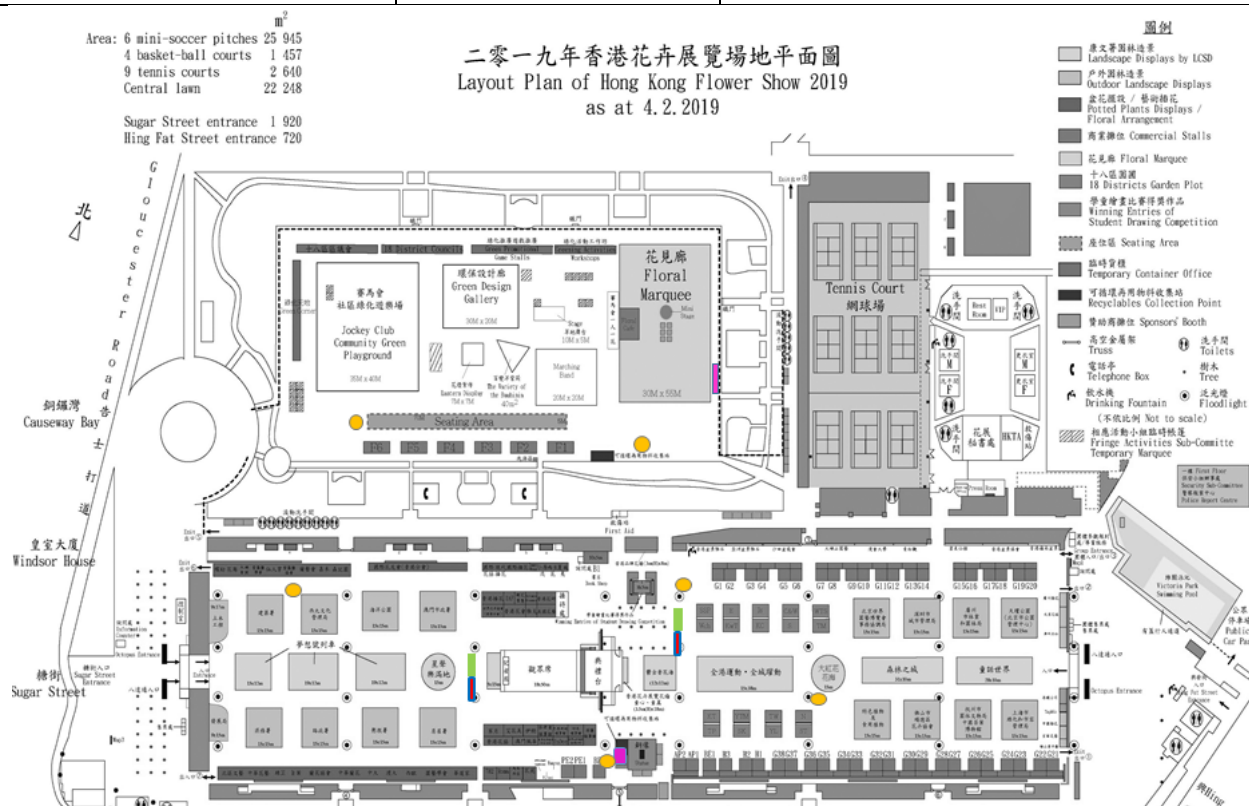
During the Show

Points to note on waste reduction	Green tips
<ul style="list-style-type: none"> Encourage staff and the public to sort recyclables properly. Minimise packaging and sort all waste properly. Avoid distributing publicity leaflets and opt for environment-friendly or electronic promotional materials. Avoid distributing or using disposable plastic products (such as tableware). Opt for reusable products. Sort all waste intended for disposal and deliver it to the recycling facilities. 	<ul style="list-style-type: none"> Make good use of recycling facilities provided when the showground is closed. Encourage the public to use the free lending service of tableware provided by the Organiser.










After the Show

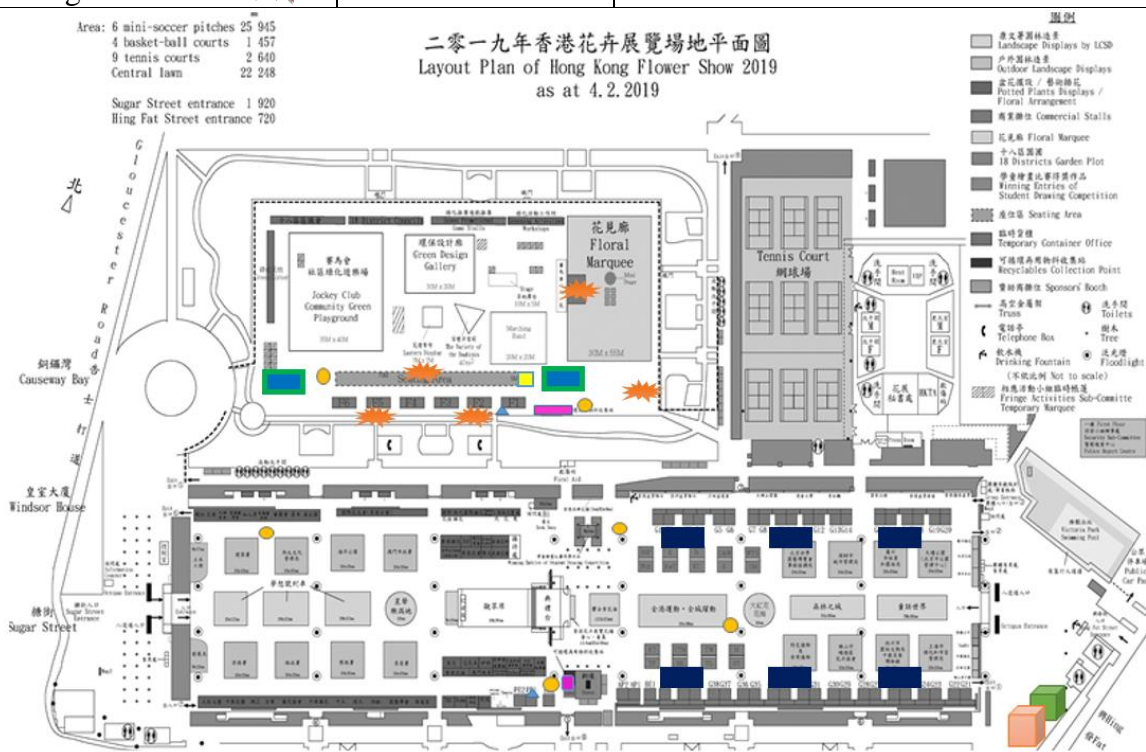
Points to note on waste reduction	Green tips
<ul style="list-style-type: none"> Clear the display area in the showground. Recycle materials as far as possible and take away reusable materials. Sort all waste intended for disposal and deliver it to the recycling facilities. 	<ul style="list-style-type: none"> If you are not sure whether the materials can be recycled, ask the recycling contractors managing the Temporary Recyclables Collection Points (located next to the Waste Collection Points) for help before disposal.

Recyclables and Points to Note (see Appendix I)



During the Show

Recycling facilities	Opening hours	Types of collected items
Recyclables Collection Point 	15-24/3/2019 09:00-21:00	Cardboard, other paper, soil, branches, wilted flowers, plastic flower pots, wooden pallets, glass bottles
Recycling Bin and Rubbish Bin 		Waste paper, metals, plastics, liquid and general waste
Food Waste Collection Bin 		Food waste
Recyclables Separation Area 		Cardboard, other paper, soil, branches, wilted flowers, plastic flower pots, wooden pallets
Waste Collection Point 		General waste
Carton Box Collection Bin and Rubbish Bin 	15-24/3/2019 (closing hours of the Show) 21:00-09:00	Carton boxes and general waste
Carton Box, Wilted Flowers Collection Bin and Rubbish Bin 		Carton boxes, wilted flowers and general waste
Reusable Tableware Borrowing / Returning Station 	15-24/3/2019 11:00-20:00	Tableware
Reusable Tableware Returning Station 		Tableware









6 Further information









- To view “Staging a Green Hong Kong Flower Show 2019: Recycling Strategies and Waste Reduction Guidelines for Commercial Stalls” and relevant attachments, please visit <https://goo.gl/eHNxkJ> or scan the QR code.












- For more information on waste reduction and recycling, please visit “A Waste Reduction Guidebook for Large Scale Event Organisers” in the Environmental Protection Department's Hong Kong Waste Reduction Website:
https://www.wastereduction.gov.hk/sites/default/files/GreenEvent_Guidebook_Eng_201801.pdf

7 Appendix I Recyclables and Points to Note

Recyclables		Non-recyclable Materials	Key points for recovery
Carton boxes		<ol style="list-style-type: none"> 1. Waxed paper, carbon paper, thermal paper, damp proof asphalt impregnated paper, sticky label paper 2. Labels and adhesive tapes on paper 3. Laminated paper 	<ol style="list-style-type: none"> 1. Remove adhesive tapes, staples, clips, etc. 2. Do not wet or soil waste paper 3. Keep waste paper clean and dry
Poster, leaflets, newspapers, magazines			
Office paper			
Foam containers/ wrap (PS)		<p>Non-woven clothes</p> 	<ol style="list-style-type: none"> 1. Reuse packaging materials as far as possible or choose alternative reusable packaging materials 2. Keep packaging materials clean and dry
Box packaging films / Bubble wrap (PE)			

Recyclables		Non-recyclable Materials	Key points for recovery
			
Plastic bottles / cups		Liquid / food in bottles / cups	 Drink up or discard the liquid inside plastic bottles / cups before recycling them
Metals			
Glass			
Food waste		Wrappers, oversized bones, clam shells and oyster shells	Please refer to "Code of Practice on Separating, Collecting and Transporting Food Waste to Organic Resources Recovery Centre Phase 1" 
Wood pallets and other unpainted wood		Painted wood	<ol style="list-style-type: none"> 1. Reuse the wood as far as possible 2. The size of wood for direct

Recyclables		Non-recyclable Materials	Key points for recovery
Unpainted wooden boards/ flooring			recovery should not exceed: 5cm×5cm×100cm
Thick branches			Thick branches will be delivered to recyclers by the Organiser for crushing into appropriate sizes
Wilted flowers		Hard flower stalks, stems of woody plants, and turf with clinging soil 	<ol style="list-style-type: none"> 1. Collect flowers, leaves, grass and soft flower stalks only 2. Put soil, flowering branches and flower pots into their respective recycling bins 3. Roots with clinging soil cannot be recycled 4. Black nursery bags should be disposed of in litter bins
Plastic flower pots		Black nursery bags 	
Plastic planting trays			
Soil		Soil mixed with plant roots	

Recyclables		Non-recyclable Materials	Key points for recovery
Living flowers			To be transplanted or given away