



Performing Arts  
Division -  
Technical Support  
Unit

**Tai Po Civic Centre**  
12 On Pong Road,  
Tai Po,  
NT, HK  
Phone  
852-3165 8360  
Fax  
852-3165 8486

## CONTACTS

**Winnie POON**  
Senior Manager (NTE)  
Venue  
Direct Line  
852-2694 2505

**Emily ZHAO**  
Manager (NTE /  
Operations 2)  
[mnteop2@lcsd.gov.hk](mailto:mnteop2@lcsd.gov.hk)  
Direct Line  
852-3165 8355  
Fax Line  
852-3165 8486

**Dennes KWAN**  
Resident Technical  
Manager (NTE)  
[rtmnte@lcsd.gov.hk](mailto:rtmnte@lcsd.gov.hk)  
Direct Line 852-2694 2571  
Fax Line 852-2697 6747

## GENERAL SET-UP

*The Auditorium operates on a 'bare-walls' touring policy. That is, all equipment is normally set-up and struck within the booking period. Hirers are reminded to allow sufficient preparation time to hang theatre masking, rig all overhead stage lighting and setup sound system. Check with our Resident Technical Manager for any other equipment and technical enquiry.*

# Tai Po Civic Centre - Auditorium

## FULL Technical Information

V. 2025.08.28

Page 1 of 6



The Tai Po Civic Centre Auditorium is a traditional proscenium theatre designed and equipped to stage Seminar, Dramas, and Variety performances.



## DIRECTIONS

**MTR:**  
East Rail Line, Tai Po Market Station, MTR feeder bus No. K12 to Eightland Gardens

**Driving Route:**  
Tai Po Tai Wo Road → On Cheung Road → On Chee Road → On Pong Road

## LOADING

Door height:  
1.8 x 2.4m  
Cargo Lift:  
3.0 x 2.07 x 2.7m  
(W x D x H)

## STAGE ENTRANCE


via cargo lift

## PARKING

Permit required



## **AUDITORIUM**



**Total Seating: 644**

Wheel chair seats: 6

### **Quiet Room**

Barrier free facility for audience use;  
located at the back of the Auditorium

## **PROSCENIUM**

Structural Opening

13.60 x 4.80m (W x H)

Adjustable proscenium opening with main curtain

9.00 x 4.80m (W x H) min.

## **STAGE WIDTH**

Centreline to stage right wall

16.20m

Centreline to stage left wall

16.20m

## **STAGE DEPTH**

Rear of Proscenium to rear stage wall

11.85m

Rear of Proscenium to stage edge on CL

1.25m

## **STAGE HEIGHT**

Maximum flying bar height (F1-F11)

6.80m

Maximum Box Truss height (C12,C27)

5.0m

Maximum flying bar height (13-26 & 28-40)

10.0m

Above Auditorium

1.1m

## **FORESTAGE . ORCHESTRA PIT**

Not available

## **STAGE FLOOR**

Flat black surface hardboard

## **SIDE STAGE**

Stage right

8.4 x 11.6 x 2.6m (W x D x H)

Stage left

8.4 x 11.6 x 2.7m (W x D x H)

## **REAR STAGE**

Not available

## **STORAGE SPACE**

Stage right

≈ 46m<sup>2</sup> x 2.6m (H)

Stage left

≈ 46m<sup>2</sup> x 2.7m (H)



## **CROSSOVER**

Behind Stage and M/F

## **FLYING SYSTEM**

Computerize Flying System – ASM HCWA Twin Master

Main curtain (red) – draw

Fixed  
installation

Bar F2, F9, 16, 24 carries the border

Bar F3, F10, 17, 25, 32 carries the leg

Bar F5, F11, 19, 28, 34, 35 are the lighting  
bars

C12, C27 are Lighting Box Truss

Bar diameter

48mm

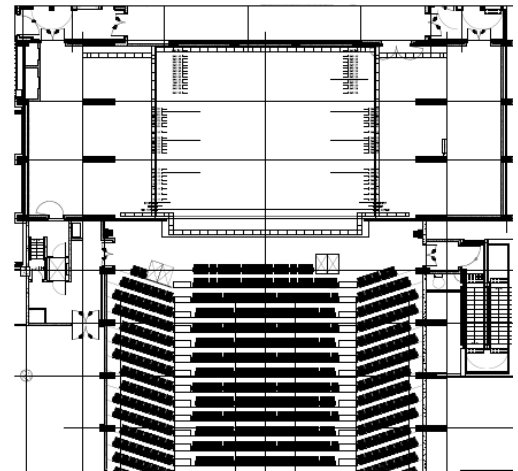
Bar length

11.3 – 14.2 m

Capacity

300kg SWL

Bar L41 carries LED wall



## **STAGE EQUIPMENT**

### **Stage Drapery**

Black masking	Legs (pairs)	4	flat	2.5 x 5.5m	(W x H)
	Borders	4	flat	12.5 x 3.0m	
Red House Curtain (draw)		1 Pairs	draw	7.0 x 6.0m	
Black Rear Curtain		1		11.3 x 5.5m	
Front Projection Screen		1	white	11.3 x 5.5m	

### **Orchestra Riser**

Wenger Trouper. Aluminum framed platform. No drilling or painting.

Seating 551

2.44 x 1.22m (W x L)	203mm (H) x 4
	407mm (H) x 4

<b>Conductor Podium (1 or 2 Tiers)</b>	1
<b>Conductor Stand</b>	1
<b>Choir Riser (4 tiers)</b>	Wenger Signature: 5
<b>Orchestral Chair</b>	40
<b>Music Stand</b>	40
<b>High Stool</b>	3
<b>Podium</b>	1

<b>Dancing Tile</b>	6	14.2 x 2.00m (W x D)
<i>for dance show only</i>		Black for main stage

*(Please allow time to lay the tiles during booking time)*

<b>Stage Carpet</b>	Green	2	4.50 x 11.00m (W x L)
<i>for Chinese opera only</i>			

<b>Instruments</b>	Baby grand piano	1	
	Timpani	1 set	Adam (23", 26", 29", 32")
	Chinese drum	1	



<b>Table</b>	10	1.50 x 0.75 x 0.75m (W x D x H)
Table cover	2	Red

### **DRESSING ROOM**


M/F	A3: accommodate 9 persons
	A4: accommodate 10 persons
1/F	A5: accommodate 10 persons
	A6: accommodate 11 persons

*All dressing rooms fitted with private toilet*

Iron & boards and steamers can be loaned from Stage Management Section.

### **RUNNING WARDROBE**

1 washing machines, 1 dryers, located at M/F.



### **LIGHTING**

**Dimmer** 66 nos. of 3kW Relay modules and 67 nos. of 3kW Thru Power modules locating in dimmer room at 2/F.

**Control Board** grandMA3 Ultra Light Lighting console in control room at the back of Auditorium

**Houselight** Dimmable control in Lighting Control Room.

**Circuit** Production lighting circuits, fixed wiring type, all circuits are terminated to PowerCON True 1 socket outlets on the production lighting boxes, distributed at various locations throughout the stage and lighting bridges.

**Additional power** 63A x 3 phase at Stage Left, right for temporary use.  
**Connection must be conducted by a local registered electrical worker.**  
**Hirer shall supply adequate circuit protective devices for all bring in electrical installation.**

**13A wall-mounted socket outlets at UK standard are provided on the stage.**

<b>Profile</b>	ETC	Source 4 Lustr 15/30°	32	Side light tower
<b>LED Automated Lighting</b>	High End Systems	SolaPix 19	18	
	High End Systems	Halcyon Gold	15	
	Robe	Painte	20	
<b>Cyclorama light</b>	LED	Ovation	CYC 1FC	8
<b>Smoke Machine</b> <b>Haze Machine</b>	Look Solutions	Viper NT	2	
	Look Solutions	Unique 2.1	2	
<b>Other</b>	Music light		40	
	Lighting tower	4 tier, 2.00m (H)	8	
	Tower equipment setup:	4 (top)	ETC Source 4 Lustr 15/30°	1882mm*
		3	ETC Source 4 Lustr 15/30°	1393mm*
		2	ETC Source 4 Lustr 15/30°	906mm*
		1 (bottom)	ETC Source 4 Lustr 15/30°	418mm*

\* = Height of the equipment from the centre of lens to the floor



Supply of above equipment subject to availability on receipt of a lighting plan.

Equipment availability does vary slightly according to equipment conditions and maintenance. Check with Resident Technical Manager for any updates.

**Hirer will be provided with basic lighting only, from available hung equipment, if technical preparation time is less than 2 hours in the booking.**

All brought-in "Electrical and Stage Lighting Equipment" to be used in LCSD PA venues, shall meet the requirements of "Code of Practice for Electricity (Wiring) Regulations (2020 Edition)". Please contact the venue management for any electrical safety concern. Website reference:

[https://www.emsd.gov.hk/en/electricity\\_safety/index.html](https://www.emsd.gov.hk/en/electricity_safety/index.html)

### **SOUND**

<b>Sound System</b>	d&b	Yi7P	Frontal Full Range	4
		Bi6-SUB	Subwoofer	2
		8S	Surround Spatial	16
		Yi10P	Delay-Fill	5
		44S	Front-Fill	5
	Support immersive sound system (incur extra charge)			
<b>Main Control Console</b>	DiGiCo Squantum 225 mixing console			
		Mono Input		8
		Mono Output		8
		DiGiCo I/O SD Rack		
		Mono Input		32
		Mono Output		16
<b>Microphone tie line</b>	At SL			
	At SR			
<b>Microphone</b>	AKG CK 91			2
	AKG C414B-ULS			2
	Crown PCC160			3
	Neumann KM184			8
	Shure BETA 52A			1
	Shure BETA 57A			6
	Shure BETA 58			4
	Shure SM 58S			2
	Shure BETA 87A			2
<b>Wireless Microphone</b>	Sennheiser			8 sets
	Bodypack:		SK6000	8
	Handheld:		SKM6000	8
	<b>Max. 10 units with a minimum booking of 2 sessions</b> (extra charge incurred)			
<b>Stage Monitor</b>	d&b M6			8
<b>CD/ Solid State CD Recorder</b>	TASCAM SS-CDR250N			2
	TASCAM SS-R250N			2
<b>Multimedia Projector</b>	Panasonic PT-RQ35K DLP (30,000 ANSI Lumens)			1

### **COMMUNICATION**

Stage manager control panel at stage left  
Single-ring intercom system for stage, lighting and sound  
Paging and show relay system  
Close Circuit TV system  
Production desk can be set at the middle of the stall



**Prior to booking date, please confirm with Resident Technical Manager for the availability of the equipment.**

**All required equipment will be set-up during the booking sessions; please allow adequate time for equipment set-up before performance or rehearsal**